

STAGE 1

Ammo requirements/gun staging

10 Pistol/in doorway

10+1 Rifle/in doorway, 10 loaded, 1 reload on the clock.

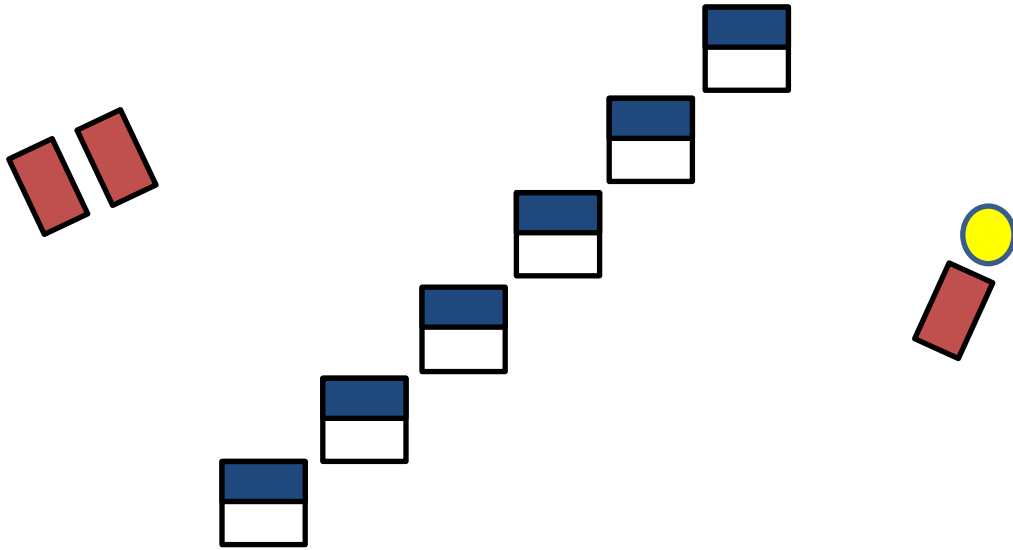
4+ Shotgun/in left window

Starting Position: Standing in doorway, rifle or pistol(s) in hand.

Shooting Order: Shooter's choice of rifle/pistols first, shotgun last.

Course of Fire: ATB:

- ⇒ With pistols and rifle, **engage the targets in an *Extended Progressive Sweep* from either end (1-22-333-4444-55555-666666.)** 11th rifle round may be loaded any time after the beep.
- ⇒ With shotgun, **engage two KD's from left window, then move to right window and engage thrower and bird for a 5 second bonus if hit.** Bird is a no miss, unless not engaged.



———— Shotgun ————— Rifle/Pistols —————

STAGE 2 -

Ammo requirements/gun staging

10 Pistol/holstered

10 Rifle/in left window

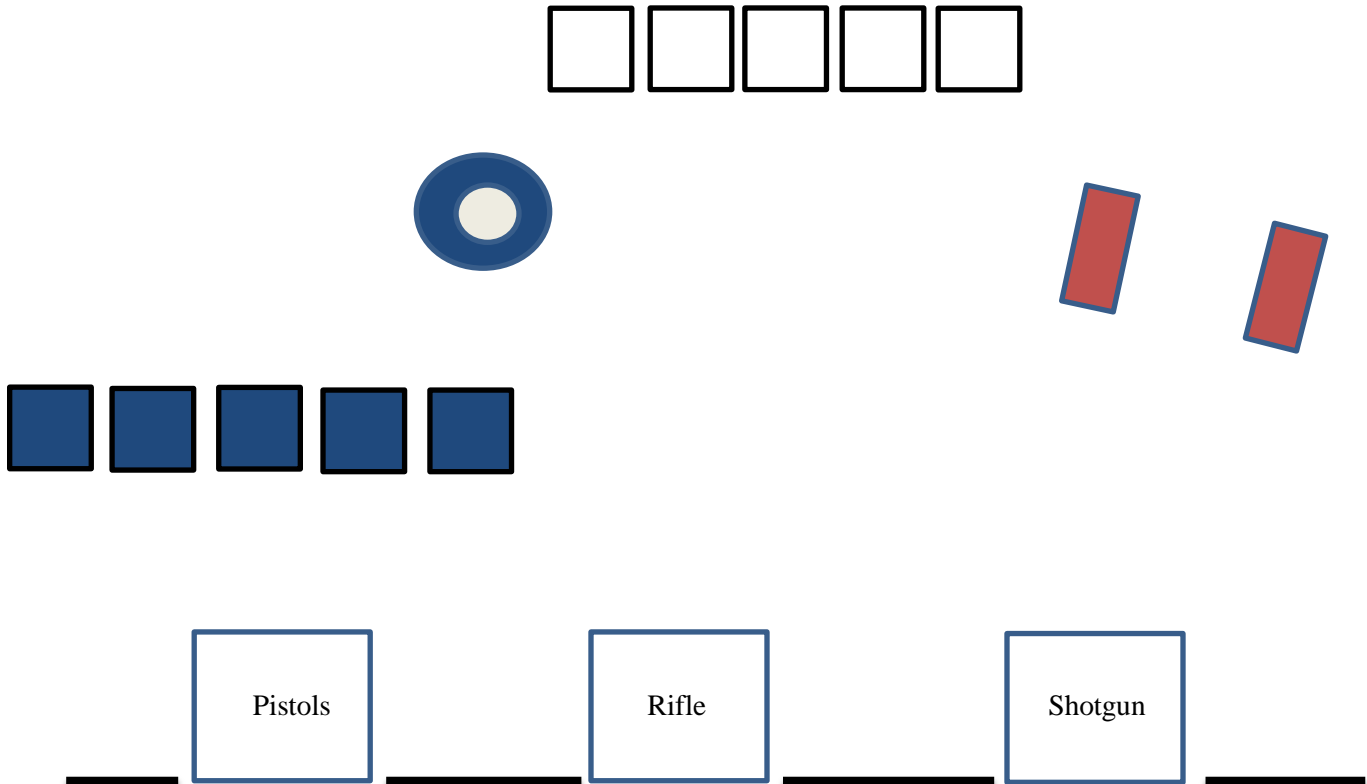
2+ Shotgun/in right window

Starting Position: In doorway, hands on hat.

Shooting Order: P-R-S

Course of Fire: ATB:

- ⇒ With pistols, **engage targets in an *Anchor Sweep*, starting on either end square target – circular target is the anchor. (1-A-2-A-3-A-4-A-5-A)**
- ⇒ With rifle, **engage targets in an *Anchor Sweep*, starting on the anchor - circular target is the anchor. (A-1-A-2-A-3-A-4-A-5).**
- ⇒ With shotgun, **engage KD's.**



STAGE 3

Ammo requirements/gun staging

10 Pistol/holstered.

10 Rifle/in trough

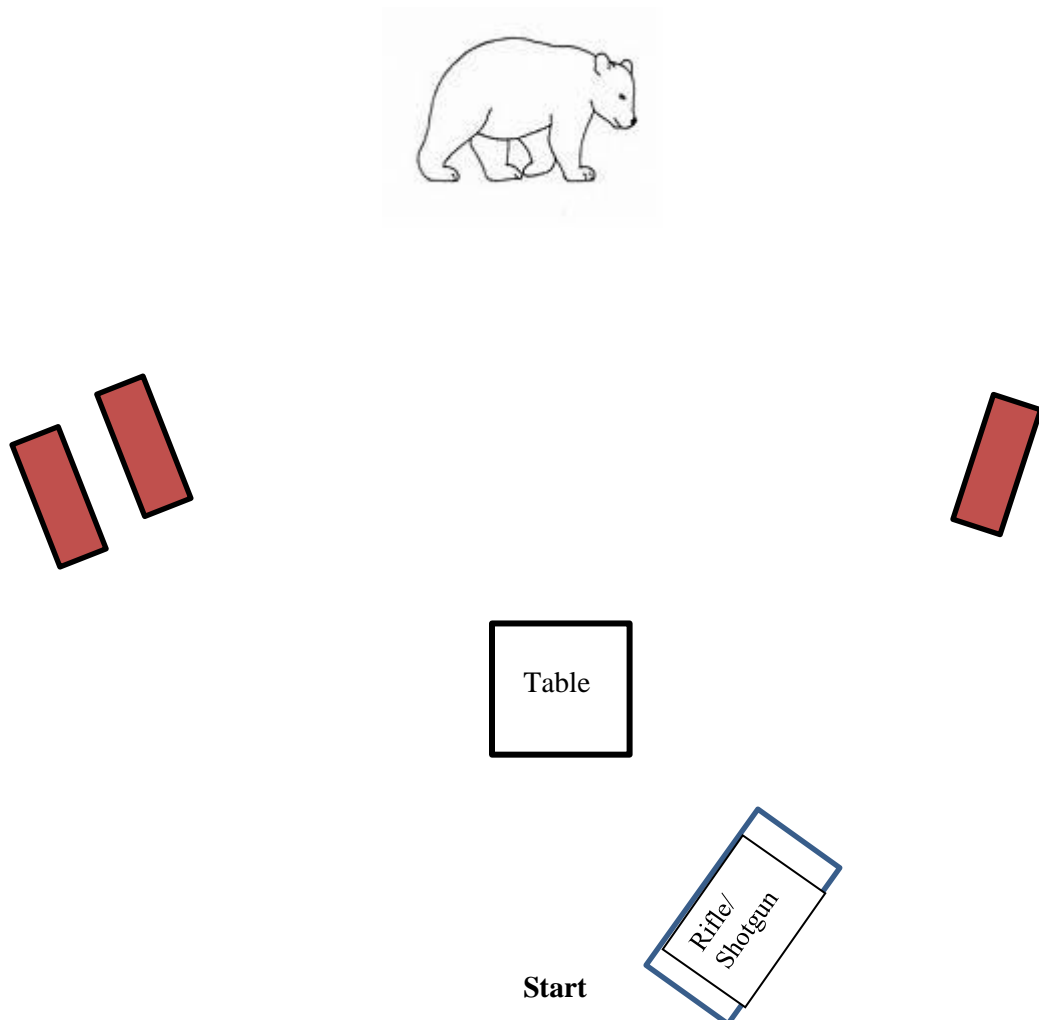
4+ Shotgun/in trough

Starting Position: Standing beside trough, holding cards in **hands**.

Shooting Order: S-R-P

Course of Fire: ATB: Drop the cards and retrieve shotgun.

- ⇒ With shotgun, **engage two left KD's, THEN right KD, THEN the bear release plate until bear is swinging.**
- ⇒ With rifle, **engage bear with 10 rounds.**
- ⇒ With pistols, **from anywhere between trough and downrange table, engage bear with 10 rounds.**



STAGE 4

Ammo requirements/gun staging

10 Pistol/holstered

10 Rifle/in left doorway

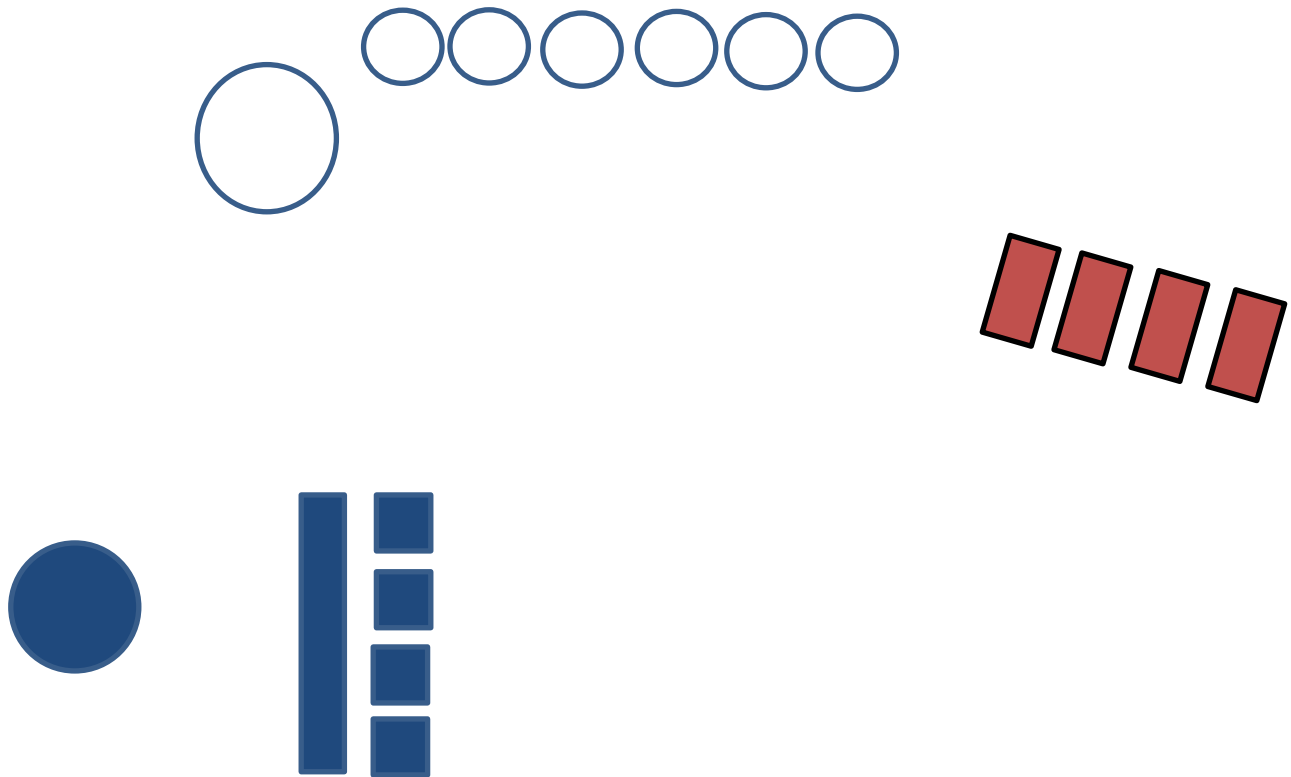
4+ Shotgun/in right doorway

Starting Position: Standing at left doorway, at Texas surrender.

Shooting Order: P-R-S

Course of Fire: ATB:

- ⇒ With pistols, **engage dueling tree until all plates are hit, place any remaining rounds on circular pistol dump target.** Plates left un-hit and misses on the dump targets are misses.
- ⇒ With rifle, **engage plate rack until all plates are down, place any remaining rounds on the rifle dump target.** Plates left standing and misses on the dump target are misses.
- ⇒ With shotgun, **engage KD's.**



————— Pistols/rifle

————— Shotgun

STAGE 5

Ammo requirements/gun staging

10 Pistol/holstered

10 Rifle/in window



4+ Shotgun/in wagon shop doorway

Starting Position: Standing at livery door, hands on hat.

Shooting Order: P-R-S.

Course of Fire: ATB:

- ⇒ With pistols **engage targets** In a **1-8-1 Sweep**, from either direction.
- ⇒ With rifle, **engage targets** same as pistol.
- ⇒ With shotgun, **engage knockdowns**.



_____ Pistols _____ Rifle _____ Shotgun _____

STAGE 6

Ammo requirements/gun staging

10 Pistol/holstered

10 Rifle/in either trough

4+ Shotgun/in either window

Starting Position: At either window, shotgun in hands.

Shooting Order: S-R-P

Course of Fire: ATB:

- ⇒ With shotgun, **engage two KD's from each window.** Take shotgun with you through the doorway.
- ⇒ With rifle, **engage targets in a *horizontal Nevada Sweep* from either direction, THEN a *vertical Nevada Sweep* from either direction.**
- ⇒ With pistols, **move past the white posts, and engage targets same as rifle.**

